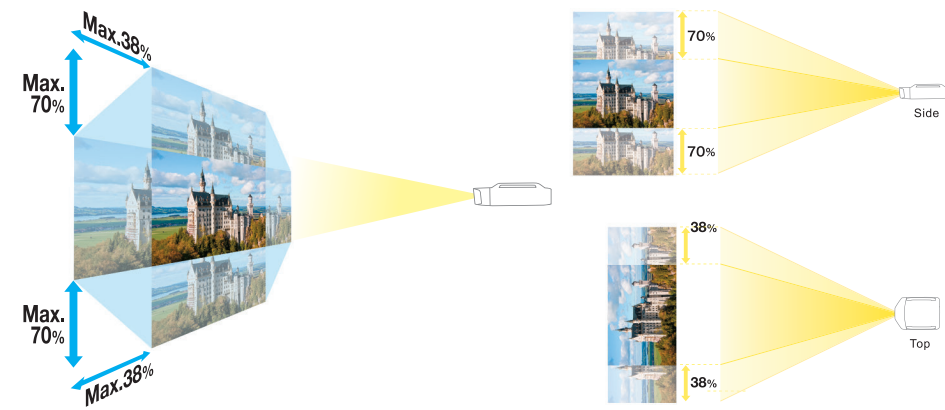


Key technologies

With key technologies including wide lens shift and Arc Correction, set-up and installation of these projectors is a fast and straightforward process.

Wide lens shift

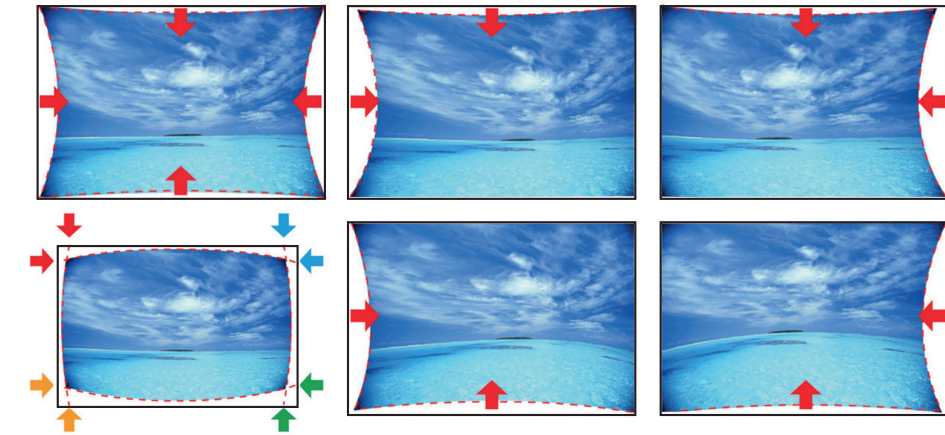
Projection adjustment is easy with a maximum vertical lens shift of 70% (up and down) and a maximum horizontal lens shift of 38% (left and right) depending on the product. This permits users to have flexibility in projector and screen placement.



When maximum horizontal lens shift is used, available vertical lens shift is reduced. When maximum vertical lens shift is used, available horizontal lens shift is reduced.

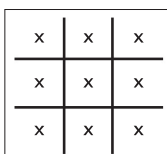
Arc Correction

Ensure your image looks perfect every time with Arc Correction. Arc Correction compensates for irregular sections on any part of the screen and amends all four sides of the projected image from being arched or barrel-shaped, due to a wall or screen not being flat. In addition, Point Correction adjusts any uneven areas within the screen itself.



Epson 3LCD technology

Epson 3LCD technology is at the heart of every Epson projector. This Epson developed technology produces images with incredible detail, smooth, natural colour reproduction and an exceptional greyscale range.



Brightness (or White Light Output) measures the total amount of white light projected in lumens on a nine point grid. It does not measure colour.



Colour Light Output uses three sets of a nine point grid to measure the primary colours – red, green and blue.



*Compared to leading 1-chip DLP business and education projectors based on NPD data, July 2011 through June 2012. Colour Brightness (Colour Light Output) measured in accordance with IDMS 15.4. Colour Brightness will vary depending on usage conditions. For more information please visit www.epson.eu/CLO

Adaptor does not come as standard. **Source: Futuresource Consulting Ltd. *The warranty can be extended up to 5 years for the projectors and up to 5 years for the lamps or 3,000 hours (whichever comes first) with the Epson CoverPlus Packages. Warranty offers are not available for all countries. Please contact your local Epson representative. **Image is for illustrative purposes only.

Accessories and connectivity

Epson offers a wide range of accessories including wireless LAN units, quick wireless connection USB keys, ceiling mounts and ceiling pipes. To view the full range visit www.epson-europe.com

Epson Wireless LAN Unit ELPAP07



– Advanced wireless security, control access to your data and presentations
– Make fast, secure presentations through the network

Epson Ceiling Mount ELPMB22



– Tailor-made ceiling mount for easy installation and security

Epson Quick Wireless Connection USB Key ELPAP09**



– Deliver wireless presentations without running special software or making complex network settings

Epson Ceiling Pipe 668-918mm ELPFP13 Epson Ceiling Pipe 918-1168mm ELPFP14



– Allows flexible positioning of ceiling mounts

Connectivity EB-4950WU model

Key

- | | |
|---------------------|--|
| 1 Monitor Out | 9 Audio (BNC) |
| 2 Audio In Computer | 10 Audio In Digital input |
| 3 HDMI | 11 S-Video / Video2 |
| 4 Remote | 12 Audio (Video) L-R |
| 5 LAN | 13 RS-232C |
| 6 USB (Service) | 14 Computer1 |
| 7 Audio Out | 15 Video Composite |
| 8 DisplayPort | 16 BNC – R / Cr / Pr, G / Y, B / Cb / Pb, H / C Sync, V Sync |



Not all products are available in all countries. For further information please contact your local Epson office or visit www.epson-europe.com

Austria 0810/20 01 13 (0,07 €/min) **Belgium** 070/350120 (0,1735 €/min) **Czech** 800/142 052 **Denmark** 44 50 85 85
Finland 0201 552 081 **France** 09 74 75 04 04 (Cost of local call, operator charges may apply) **Germany** 01805/23 41 10 (0,14 €/min aus dem dt. Festnetz, Mobilfunkpreise abweichend. Ab 1.3.2010 Mobilfunkpreis max. 0,42 €/min)
Greece 210-8099499 **Hungary** 06800 147 83 **Ireland** 01 436 7742 **Italy** 02-660321 10 (0,12 €/min) **Luxembourg** 900/43010 (0,24 €/min) **Middle East** +9714 8872172 **Netherlands** 0900-5050808 (0,05 €/oproep + 0,15 €/min) **Norway** +47 67 11 37 00
Poland 0-0-800 4911299 (0,16 zł/min) **Portugal** 707 222 111 **Russia** (095) 777-03-55 **Slovakia** 0850 111 429
South Africa (+2711) 465-9621 **Spain** 93 582 15 00 **Sweden** 0771-400135 (Mobilsamtal – 0,99 kr/min, Lokala samtal – 0,30 kr/min, Utlandssamtal – 0,89 kr/min) **Switzerland** 0848 448820 (8 cent./min) **Turkey** (0212) 3360303 **United Kingdom** 0871 222 6702

Trademarks and registered trademarks are the property of Seiko Epson Corporation or their respective owners. Product information is subject to change without prior notice.

Epson EB-4000 Series

BRIGHT, CLEAR PROJECTIONS

These projectors are ideal for corporate and education environments. With a high contrast ratio of 5,000:1 they provide bright, clear projections. Combined with hassle-free, flexible usage – they are the perfect choice.

Epson EB-4950WU

– 4,500 lumens White and Colour Light Output
– WUXGA resolution
– 5,000:1 contrast ratio
– Full HD images
– Split-screen function
– Manual vertical and horizontal Keystone Correction $\pm 30^\circ$
– Lens shift
– Arc and Point Correction
– 10W integrated speaker
– Optional Wi-Fi**
– Wide zoom ratio $\times 1.8$
– Epson EasyMP
– Network Monitoring
– HDMI
– DisplayPort

Epson EB-4850WU



– 4,000 lumens White and Colour Light Output
– WUXGA resolution
– 5,000:1 contrast ratio
– Full HD images
– Split-screen function
– Manual vertical and horizontal Keystone Correction $\pm 30^\circ$
– Lens shift



Epson EB-4650



– 5,200 lumens White and Colour Light Output
– XGA resolution
– 5,000:1 contrast ratio
– Split-screen function
– Manual vertical and horizontal Keystone Correction $\pm 30^\circ$
– Lens shift



Epson EB-4750WU




– 4,200 lumens White and Colour Light Output
– WXGA resolution
– 5,000:1 contrast ratio
– HD-Ready images
– Split-screen function
– Manual vertical and horizontal Keystone Correction $\pm 30^\circ$
– Wide lens shift



Epson EB-4550



– 4,500 lumens White and Colour Light Output
– XGA resolution
– 5,000:1 contrast ratio
– Split-screen function
– Manual vertical and horizontal Keystone Correction $\pm 30^\circ$
– Lens shift



Epson EB-4000 Projector Series

	Technology	Resolution / Aspect	Contrast ratio	White / Colour Light Output (lumens) (standard / economy)	Lamp type	Lamp life (hours) (standard / economy)	Image size (diagonal) / Projected distance	Throw ratio	Lens F-number (F)	Focal length (f) (mm)	Zoom ratio	Keystone correction (horizontal / vertical)	Lens shift (horizontal / vertical)	Speakers	Noise (standard / economy) (dB)	Power consumption (on / economy / network stand-by)	Weight (kg)	Dimensions W x D x H (mm)	Connectivity	Supplied accessories	Certificates	Projector warranty ³	Lamp warranty ³
Epson EB-4950WU	Epson 3LCD	WUXGA 1920 x 1200 16:10	5,000:1	4,500 / 3,200	280W UHE	4,000 / 6,000	50in – 300in / 1.35m – 8.36m (Zoom: Wide) 50in – 300in / 2.47m – 15.01m (Zoom: Tele)	1.26 – 2.30:1	1.65 – 2.55	21.28 – 37.94	Optical x1.8	±30° / ±30°	±10° / ±50°	10W integrated	38/30	388W / 298W / 4.6W	6.7	472 x 354 x 159	VGA in x1, VGA out x1, Composite RCA x1, S-Video x1, 5BNC x1, HDMI x1, DisplayPort x1, RS232C x1, Stereo mini in x3, Stereo mini out x1, RCA R / L in x1, Wired remote x1, RJ45 x1, Optional Wi-Fi*1	Power cable, Remote control, Batteries, Computer cable, Password protect sticker, HDMI cable clamp, Cable cover, Bundled software CD-ROM, User manual set	CE Marking GS Mark	2 years return to base	1 year or 1,000 hours, whichever comes first
Epson EB-4850WU	Epson 3LCD	WUXGA 1920 x 1200 16:10	5,000:1	4,000 / 3,200	260W UHE	4,000 / 6,000	50in – 300in / 1.35m – 8.36m (Zoom: Wide) 50in – 300in / 2.47m – 15.01m (Zoom: Tele)	1.26 – 2.30:1	1.65 – 2.55	21.28 – 37.94	Optical x1.8	±30° / ±30°	±10° / ±50°	10W integrated	38/30	368W / 298W / 4.6W	6.7	472 x 354 x 159	VGA in x1, VGA out x1, Composite RCA x1, S-Video x1, 5BNC x1, HDMI x1, DisplayPort x1, RS232C x1, Stereo mini in x3, Stereo mini out x1, RCA R / L in x1, Wired remote x1, RJ45 x1, Optional Wi-Fi*1	Power cable, Remote control, Batteries, Computer cable, Password protect sticker, HDMI cable clamp, Cable cover, Bundled software CD-ROM, User manual set	CE Marking GS Mark	2 years return to base	1 year or 1,000 hours, whichever comes first
Epson EB-4750W	Epson 3LCD	WXGA 1280 x 800 16:10	5,000:1	4,200 / 3,000	280W UHE	4,000 / 6,000	30in – 300in / 0.79m – 8.32m (Zoom: Wide) 30in – 300in / 1.65m – 16.85m (Zoom: Tele)	1.27 – 2.59:1	1.50 – 2.14	16.72 – 33.47	Optical x2.0	±30° / ±30°	±38° / ±70°	10W integrated	38/30	388W / 298W / 4.6W	6.6	472 x 354 x 159	VGA in x1, VGA out x1, Composite RCA x1, S-Video x1, 5BNC x1, HDMI x1, DisplayPort x1, RS232C x1, Stereo mini in x3, Stereo mini out x1, RCA R / L in x1, Wired remote x1, RJ45 x1, Optional Wi-Fi*1	Power cable, Remote control, Batteries, Computer cable, Password protect sticker, HDMI cable clamp, Cable cover, Bundled software CD-ROM, User manual set	CE Marking GS Mark	2 years return to base	1 year or 1,000 hours, whichever comes first
Epson EB-4650	Epson 3LCD	XGA 1024 x 768 4:3	5,000:1	5,200 / 3,700	280W UHE	4,000 / 6,000	30in – 300in / 0.74m – 7.84m (Zoom: Wide) 30in – 300in / 1.55m – 15.90m (Zoom: Tele)	1.27 – 2.59:1	1.50 – 2.14	16.72 – 33.47	Optical x2.0	±30° / ±30°	±38° / ±58°	10W integrated	38/30	388W / 298W / 4.6W	6.6	472 x 354 x 159	VGA in x1, VGA out x1, Composite RCA x1, S-Video x1, 5BNC x1, HDMI x1, DisplayPort x1, RS232C x1, Stereo mini in x3, Stereo mini out x1, RCA R / L in x1, Wired remote x1, RJ45 x1, Optional Wi-Fi*1	Power cable, Remote control, Batteries, Computer cable, Password protect sticker, HDMI cable clamp, Cable cover, Bundled software CD-ROM, User manual set	CE Marking GS Mark	2 years return to base	1 year or 1,000 hours, whichever comes first
Epson EB-4550	Epson 3LCD	XGA 1024 x 768 4:3	5,000:1	4,500 / 3,700	260W UHE	4,000 / 6,000	30in – 300in / 0.74m – 7.84m (Zoom: Wide) 30in – 300in / 1.55m – 15.90m (Zoom: Tele)	1.27 – 2.59:1	1.50 – 2.14	16.72 – 33.47	Optical x2.0	±30° / ±30°	±38° / ±58°	10W integrated	38/30	368W / 298W / 4.6W	6.6	472 x 354 x 159	VGA in x1, VGA out x1, Composite RCA x1, S-Video x1, 5BNC x1, HDMI x1, DisplayPort x1, RS232C x1, Stereo mini in x3, Stereo mini out x1, RCA R / L in x1, Wired remote x1, RJ45 x1, Optional Wi-Fi*1	Power cable, Remote control, Batteries, Computer cable, Password protect sticker, HDMI cable clamp, Cable cover, Bundled software CD-ROM, User manual set	CE Marking GS Mark	2 years return to base	1 year or 1,000 hours, whichever comes first